


Isolation Creation Worksheet

Visiting Frida Kahlo's House



Frida Kahlo was a famous Mexican artist who lived in 'The Blue House' in Mexico for many years. The house contains many of the items she owned, and her paintings.


What you will need:

	<ul style="list-style-type: none"> • A phone, iPad, or tablet or camera to visit the website.
	<ul style="list-style-type: none"> • Pens , pencils or paints and paper.
	<ul style="list-style-type: none"> • Collage material (pictures or paper torn or cut from old magazines) glue and scissors

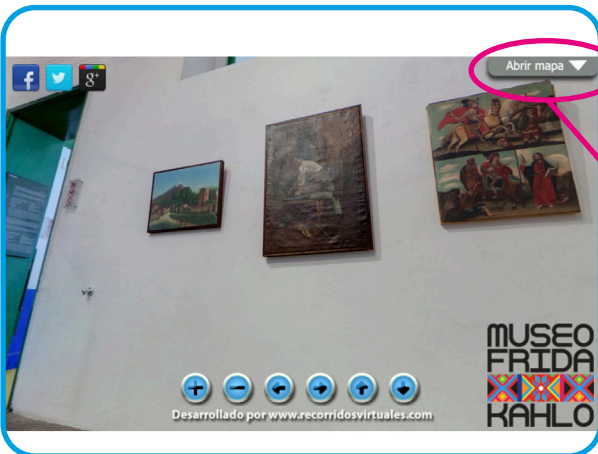
How to 'virtually' visit Frida Kahlo's House

	<p>Visit: https://www.museofridakahlo.org.mx</p> <p>Click on the word that says "MULTIMEDIA" in the menu bar.</p>
	<p>You will now be in the tour page.</p> <p>You can click anywhere on this map of the house to see rooms.</p>



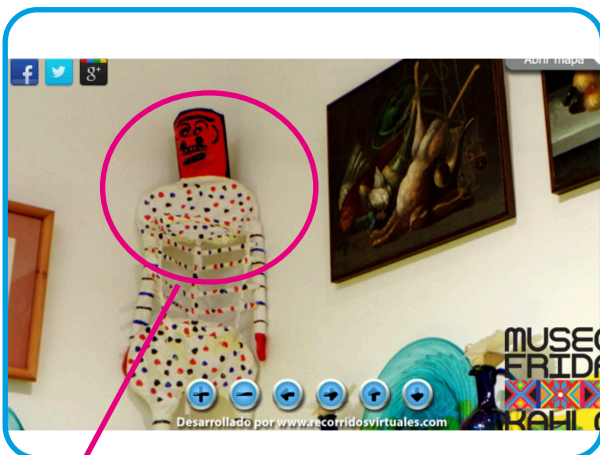
You can click on the small  to make the map smaller so you can see the rooms.

You can use these arrow keys to move around, and the + and - keys to make things bigger or smaller.



If you want to move to another room, you can click on the map at the top to make it bigger again and you will be able to choose somewhere else to go!

Have fun exploring!



Can you find one item, or one room that you like or find interesting? What do you like about it? Is it the shape, or the colour?

Could you draw it? You could create a collage inspired by your virtual visit and some of the colours and shapes you noticed.

You can share your work with us using the hashtag **#tngcreate2020**

